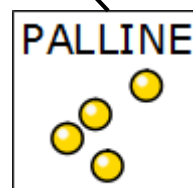


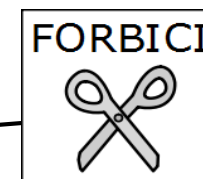






IL GIOCO DELLE UOVA





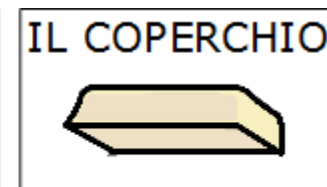

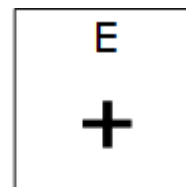




TAGLIA



LE SCATOLE DELLE UOVA







INCOLLA



LE SCATOLE





DIPINGI



LE SCATOLE



DIPINGI



OGNI FILA




CON



UN COLORE DIVERSO





LE SCATOLE



SONO DIVENTATE



TUTTE COLORATE





SCRIVI



DEI NUMERI

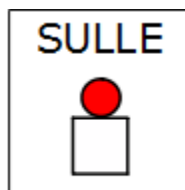
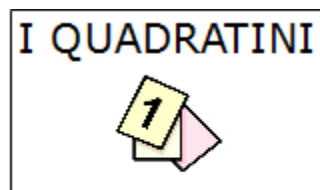


123

SUI



QUADRATINI DI CARTA







APPIATTISCI

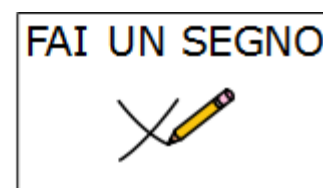
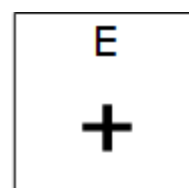
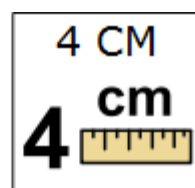
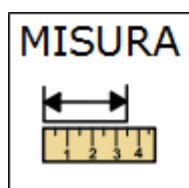



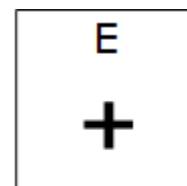
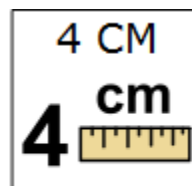
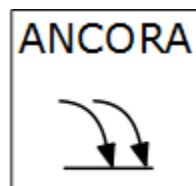
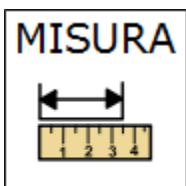

IL ROTOLO DI CARTA IGIENICA





SUI DUE LATI











SONO DIVENTATI



DUE CUBI

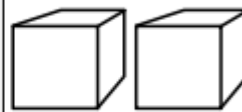


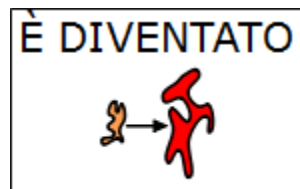


INCASTRA




I DUE CUBI







DIPINGI 	I LATI 	DEL 	DADO 
CON 	I COLORI 	DELLE 	SCATOLE 





IL GIOCO DELLE UOVA



È PRONTO



QUANTI GIOCHI CON IL GIOCO DELLE UOVA!

Il gioco delle uova è un'ottima base per sviluppare tanti giochi diversi.

Qui di seguito ti facciamo tre proposte, accompagnate dalle tavole comunicative. Ricordati di personalizzarle in base alle esigenze del tuo bambino, e se hai dei dubbi confrontati con il tuo referente!

Il gioco delle categorie

Scegli 3 o 4 categorie (ad es. nelle **Tavole delle categorie** noi ti proponiamo: giochi, animali, vestiti, cibo) e prepara delle immagini di oggetti che ne fanno parte. Ritaglia le immagini e distribuiscile nei buchi in maniera casuale. Chiedi al tuo bambino di lanciare la pallina, con la tavola delle categorie dovrà dirti la categoria di appartenenza dell'immagine colpita.

Il gioco delle somme

Scrivi i numeri su dei cartoncini, rimanendo su un ordine di grandezza accessibile per il tuo bambino (ad es. usa solo numeri che sommati diano come risultato 10), oppure ritaglia quelli proposti nelle **Tavole dei numeri**, e distribuiscili nei buchi. Chiedi al tuo bambino di lanciare due palline e poi di sommare i numeri colpiti.

Il gioco del maggiore/minore

Scrivi i numeri su dei cartoncini, rimanendo su un ordine di grandezza accessibile per il tuo bambino, oppure ritaglia quelli proposti nelle **Tavole dei numeri**, e distribuiscili nei buchi. Chiedi al tuo bambino di lanciare due palline e di indicare il numero maggiore o quello minore.

LE TAVOLE DELLE CATEGORIE


CATEGORIE



GIOCHI




ANIMALI



VESTITI




CIBO




CANE




GATTO



PESCE




CAVALLO



LEONE



MUCCA



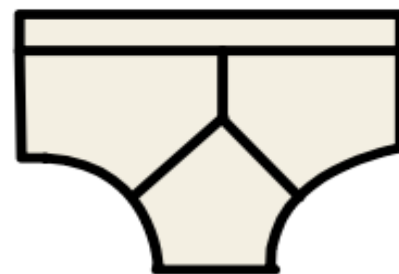
SCARPE



GIACCA




MUTANDE



MAGLIA




PANTALONI



CALZE



FRUTTA



BISTECCA




PATATINE




PASTA



CIOCCOLATO



TORTA



PALLA



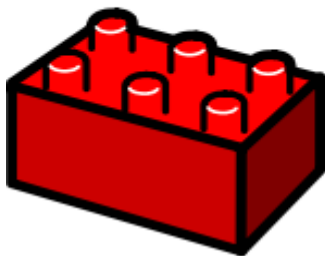
BAMBOLA



TRENINO



LEGO



ORSETTO



PUZZLE



LE TAVOLE DEI NUMERI

QUANTO FA



ADDIZIONE

$$3+1+2=$$

PIU'



MAGGIORE



MINORE



1

1

2

2

3

3

4

4

5

5

UNO

1



DUE

2



TRE

3



QUATTRO

4



CINQUE

5



SEI

6



SETTE

7



OTTO

8



NOVE

9



DIECI

10



